

Answer ALL questions.

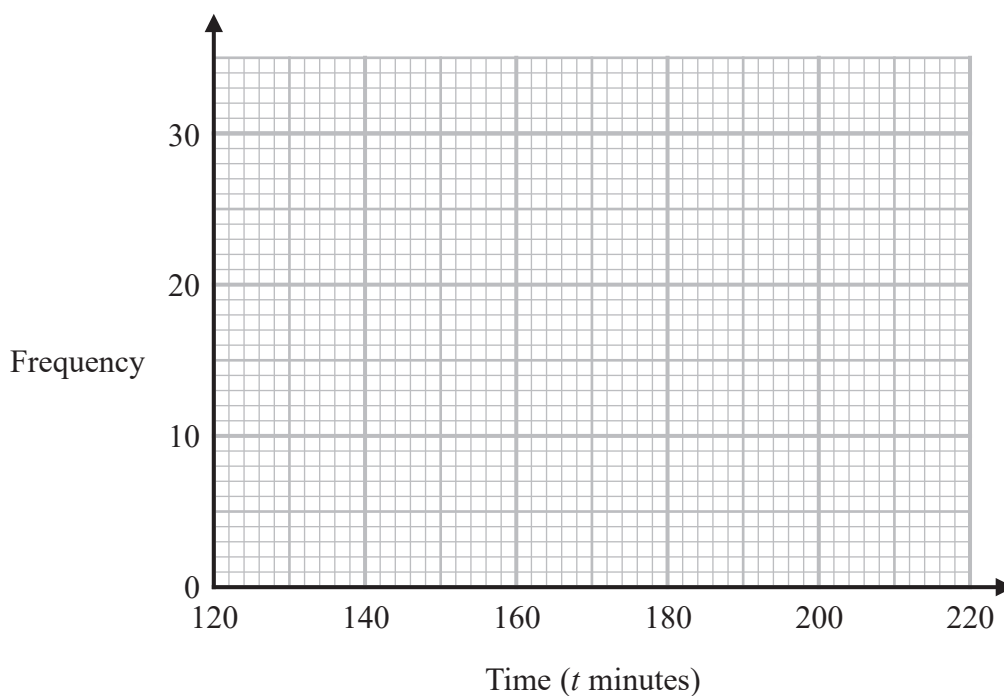
Write your answers in the spaces provided.

You must write down all the stages in your working.

- 1 The table shows information about the times, in minutes, 100 people took to complete a bike race.

Time (t minutes)	Frequency
$120 \leq t < 140$	12
$140 \leq t < 160$	28
$160 \leq t < 180$	30
$180 \leq t < 200$	22
$200 \leq t < 220$	8

On the grid below, draw a frequency polygon for this information.



(Total for Question 1 is 2 marks)

DO NOT WRITE IN THIS AREA

DO NOT WRITE IN THIS AREA

DO NOT WRITE IN THIS AREA



DO NOT WRITE IN THIS AREA

DO NOT WRITE IN THIS AREA

DO NOT WRITE IN THIS AREA

2 (a) Write 3.402×10^5 as an ordinary number.

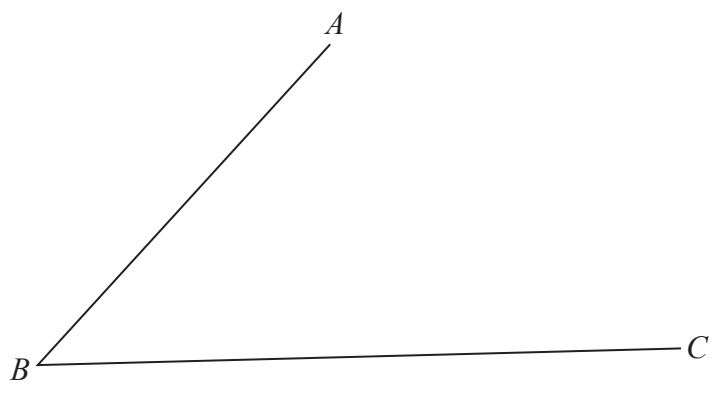
.....
(1)

(b) Write 0.8026 in standard form.

.....
(1)

(Total for Question 2 is 2 marks)

3 Use ruler and compasses to construct the bisector of angle ABC .
You must show your construction lines.



(Total for Question 3 is 2 marks)

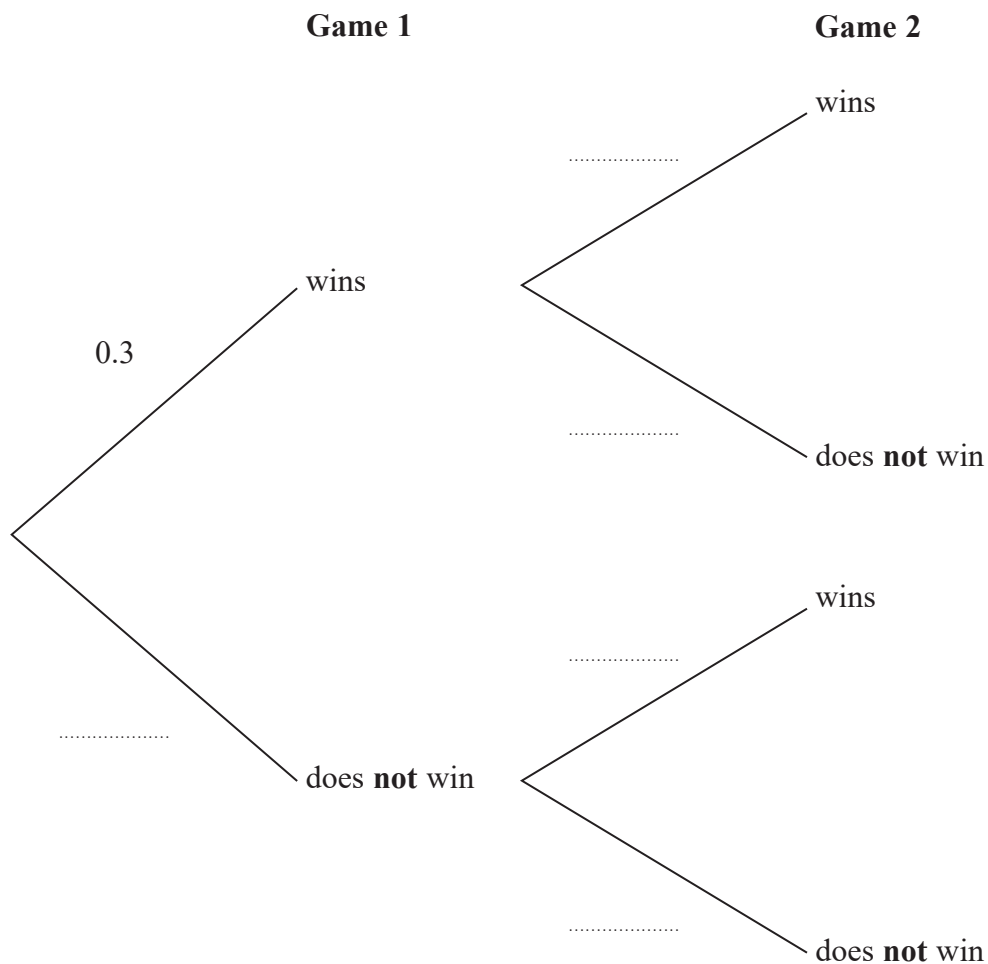


4 Dan is playing cards.

The probability that he will win a game of cards is 0.3

Dan plays two games of cards.

(a) Complete the probability tree diagram.



(2)

(b) Work out the probability that Dan does **not** win either game.

.....
(2)

(Total for Question 4 is 4 marks)



DO NOT WRITE IN THIS AREA

DO NOT WRITE IN THIS AREA

DO NOT WRITE IN THIS AREA

5 Robyn buys a total of 240 pens and pencils, where

$$\text{number of pens} : \text{number of pencils} = 3 : 5$$

Robyn pays 9p for each pen.
She sells each pen for 11p.

Robyn pays 6p for each pencil.
She sells each pencil for 10p.

Robyn sells all of the pens and pencils.

Work out Robyn's percentage profit.
Give your answer correct to 1 decimal place.
You must show all your working.

.....%

(Total for Question 5 is 5 marks)



6 The stem and leaf diagram shows the test scores of 23 students from School A.

3	0
4	1 2 4 4 5 7
5	3 4 4 6 7 8 8 9
6	0 8 8 9 9
7	1 3 9

Key:

3 | 0 represents 30

23 students from School B did the same test.

Their median score was 56

The range of their scores was 47

Compare the distribution of the test scores of the students from School A with the distribution of the test scores of the students from School B.

.....

.....

.....

.....

.....

.....

.....

.....

.....

.....

(Total for Question 6 is 4 marks)



DO NOT WRITE IN THIS AREA

DO NOT WRITE IN THIS AREA

DO NOT WRITE IN THIS AREA

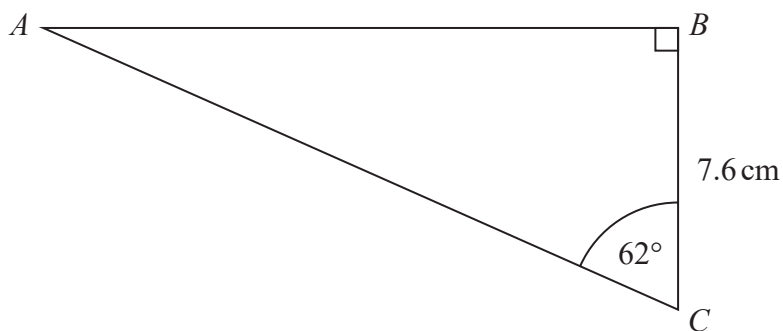
7 Jana used her calculator to find the value of a number t .
The answer on her calculator began 10.2

Complete the error interval for t .

..... $\leq t <$

(Total for Question 7 is 2 marks)

8 ABC is a right-angled triangle.



Calculate the length of AB .
Give your answer correct to 1 decimal place.

..... cm

(Total for Question 8 is 2 marks)



9 (a) Simplify fully $2x^3y^5 \times 7x^2y$

.....
(2)

(b) Simplify $(m^2)^{-3}$

.....
(1)

(Total for Question 9 is 3 marks)

10 In a sale, the normal prices are reduced by 15%

Amina buys a dress in the sale for £46.75

Work out the normal price of the dress.

£.....

(Total for Question 10 is 2 marks)

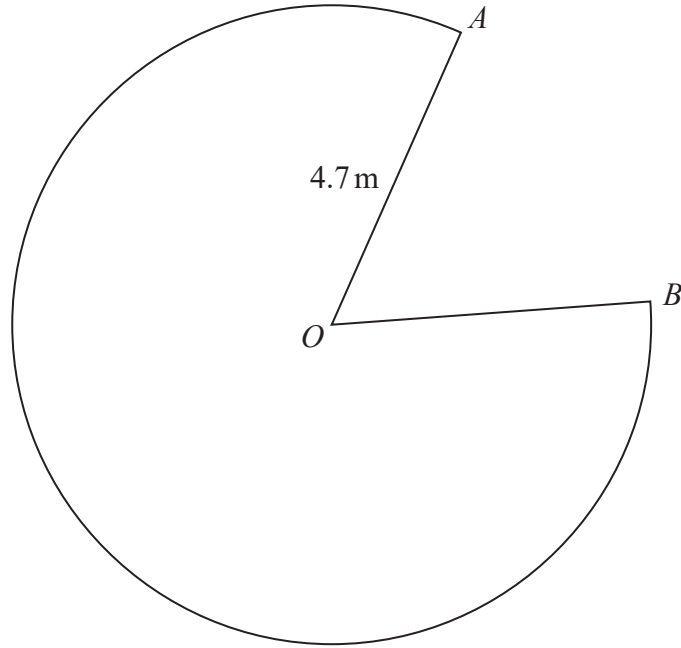


DO NOT WRITE IN THIS AREA

DO NOT WRITE IN THIS AREA

DO NOT WRITE IN THIS AREA

11 OAB is a sector of a circle with centre O and radius 4.7 m.



The sector has a perimeter of 34.3 m.

Find the size of the reflex angle AOB .

Give your answer correct to the nearest degree.

.....
(Total for Question 11 is 3 marks)



12 Rudi invests £4500 in a savings account.

He gets compound interest at a rate of

2.4% for the first year

1.8% for each extra year.

(a) Work out the value of Rudi's investment at the end of 3 years.

£.....
(3)

Bruna buys a car for £7500

The value of the car depreciates by $x\%$ each year.

At the end of 2 years the value of the car is £4107

(b) Work out the value of x .

$x =$
(3)

(Total for Question 12 is 6 marks)

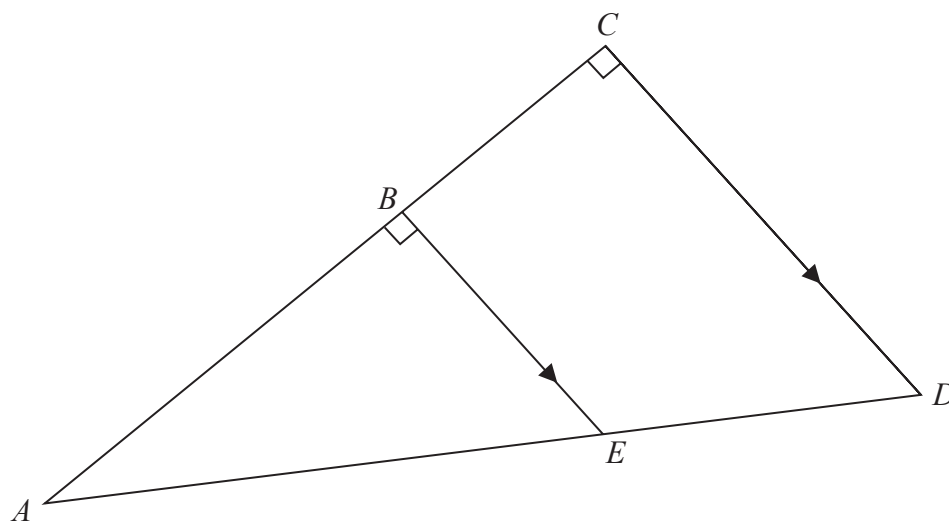


DO NOT WRITE IN THIS AREA

DO NOT WRITE IN THIS AREA

DO NOT WRITE IN THIS AREA

- 13 ABC and AED are straight lines.
 BE and CD are parallel.



$BE = 4.2$ cm
 $CD = 6.3$ cm
 $AC = 10.8$ cm

Work out the area of trapezium $BCDE$.

..... cm²

(Total for Question 13 is 3 marks)



14 Prove algebraically that $0.4\dot{6}\dot{2}$ can be written as $\frac{229}{495}$

(Total for Question 14 is 3 marks)

15 Make p the subject of the formula $t = \frac{2(2p - 3)}{5 - 2p}$

(Total for Question 15 is 4 marks)

DO NOT WRITE IN THIS AREA

DO NOT WRITE IN THIS AREA

DO NOT WRITE IN THIS AREA

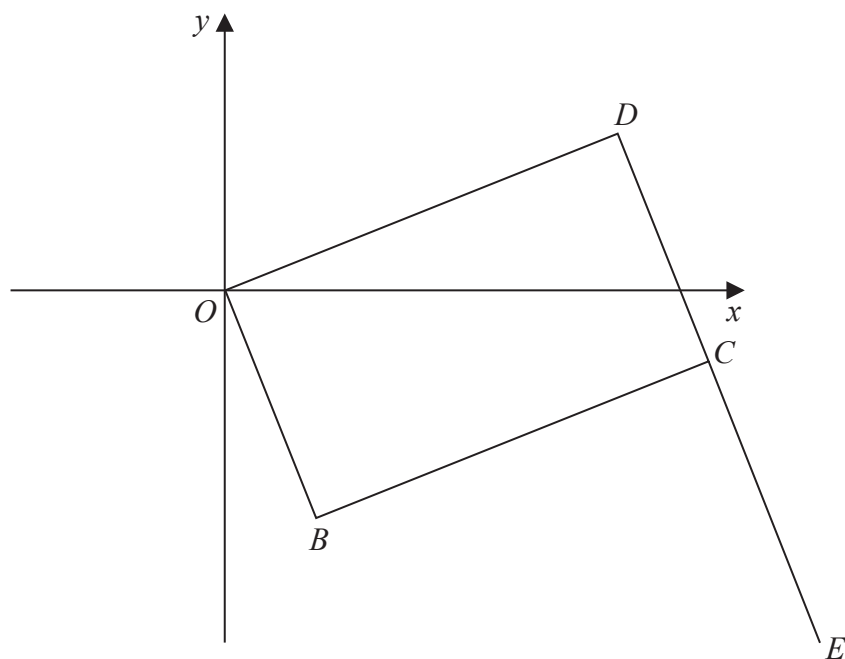


DO NOT WRITE IN THIS AREA

DO NOT WRITE IN THIS AREA

DO NOT WRITE IN THIS AREA

- 16 $OBCD$ is a rectangle.
 DCE is a straight line.



B has coordinates $(2, -4)$
 E has coordinates $(12, -6.5)$

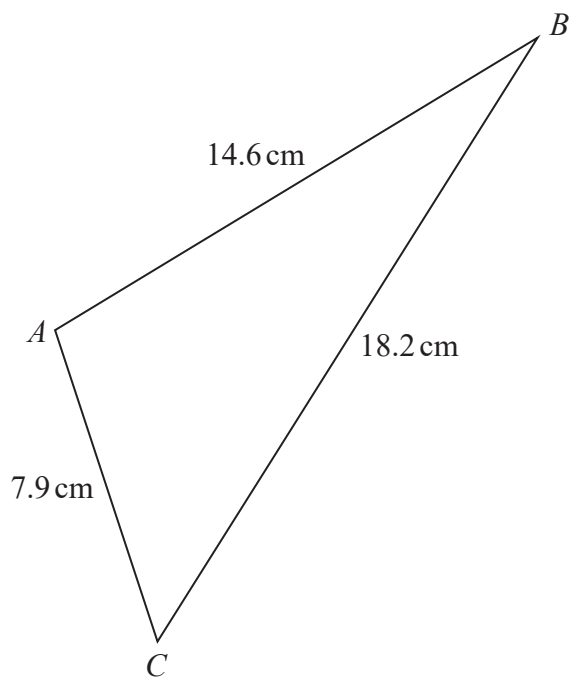
Work out the coordinates of D .
You must show all your working.

(.....,))

(Total for Question 16 is 5 marks)



17 Here is triangle ABC .



Work out the area of triangle ABC .
Give your answer correct to 3 significant figures.

..... cm^2

(Total for Question 17 is 4 marks)

DO NOT WRITE IN THIS AREA

DO NOT WRITE IN THIS AREA

DO NOT WRITE IN THIS AREA



DO NOT WRITE IN THIS AREA

DO NOT WRITE IN THIS AREA

DO NOT WRITE IN THIS AREA

18 Maria wants to find an estimate for the number of frogs in a lake.

On Saturday she catches 40 of the frogs.
She puts a tag on each frog and releases them.

On Monday she catches 55 of the frogs.
11 of the frogs have tags.

(a) Work out an estimate for the total number of frogs in the lake.
You must show all your working.

.....

(3)

(b) State one assumption you have made.

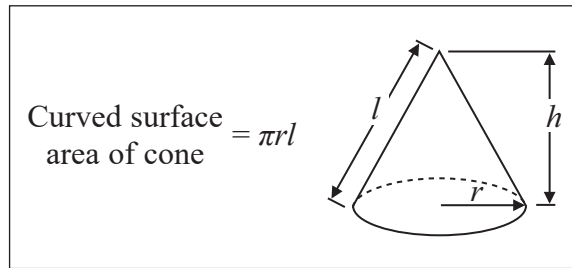
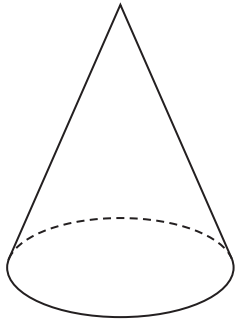
.....
.....
.....

(1)

(Total for Question 18 is 4 marks)



19 The diagram shows a cone.



The radius of the base of the cone is $\frac{3}{4}$ of the height of the cone.

The total surface area of the cone is $54\pi \text{ cm}^2$

Work out the height of the cone.

..... cm

(Total for Question 19 is 4 marks)

DO NOT WRITE IN THIS AREA

DO NOT WRITE IN THIS AREA

DO NOT WRITE IN THIS AREA



DO NOT WRITE IN THIS AREA

20 Solve the simultaneous equations

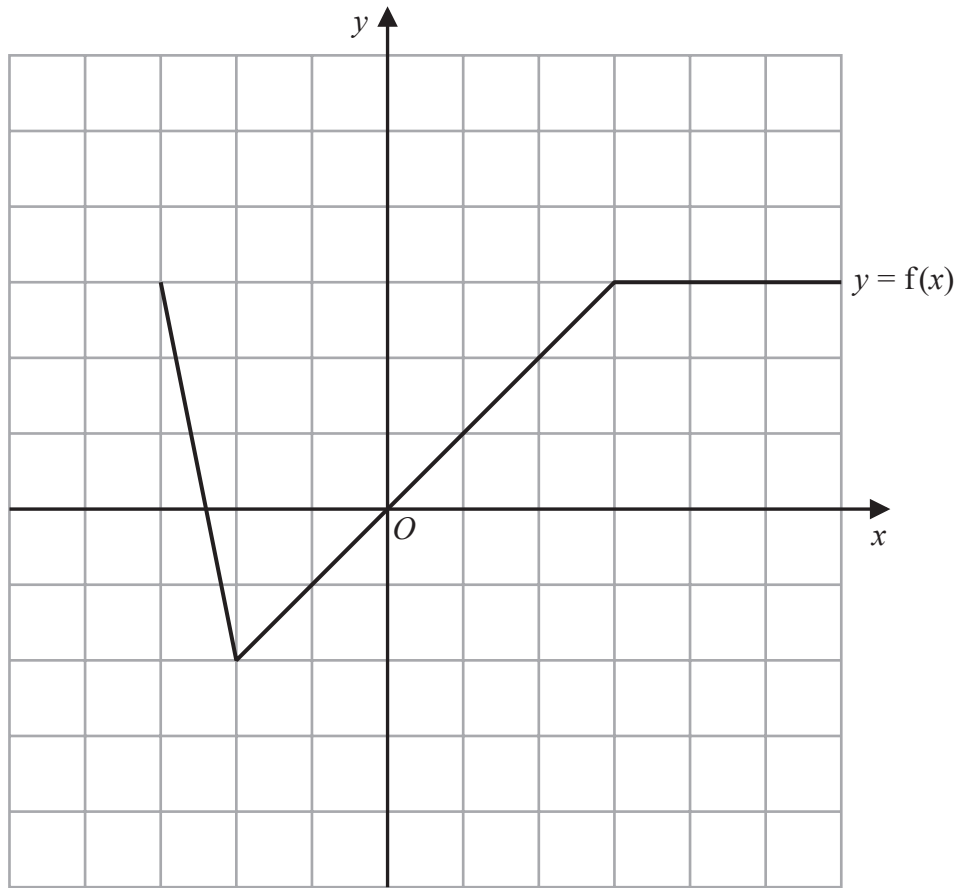
$$y^2 = 3x^2 + 4$$
$$y + 2x = 7$$

Give your solutions correct to 3 significant figures.

.....
(Total for Question 20 is 4 marks)



21 Here is the graph of $y = f(x)$



(a) On the grid, draw the graph of $y = -f(x)$

(1)

DO NOT WRITE IN THIS AREA

DO NOT WRITE IN THIS AREA

DO NOT WRITE IN THIS AREA

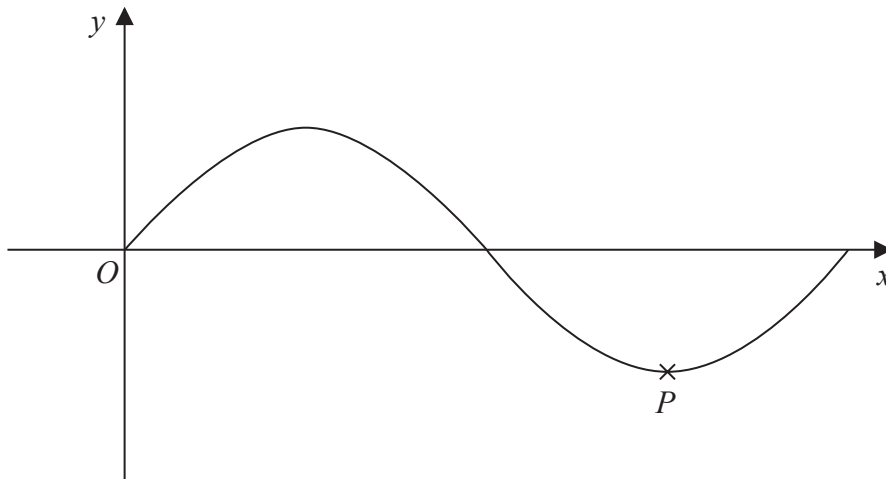


DO NOT WRITE IN THIS AREA

DO NOT WRITE IN THIS AREA

DO NOT WRITE IN THIS AREA

Here is a sketch of the graph of $y = \sin x^\circ$



The point marked P is a turning point on the graph.

The graph of $y = \sin x^\circ$ is translated to give the graph of $y = \sin(x + 180)^\circ + 4$

Following the translation the point P , shown on the graph above, moves to point R .

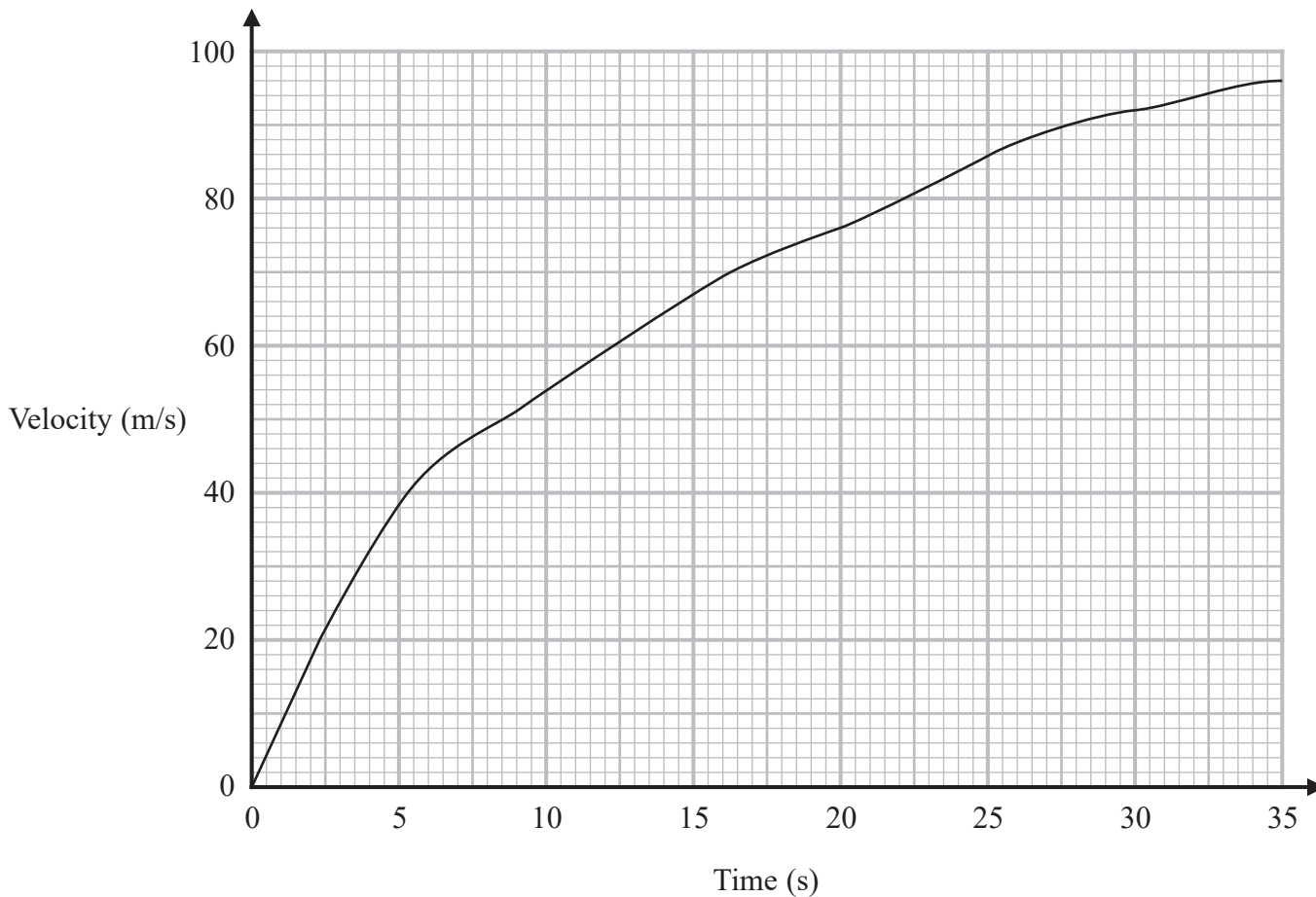
(b) Find the coordinates of R .

(..... ,)
(3)

(Total for Question 21 is 4 marks)



22 Here is a velocity-time graph for an aeroplane.



Work out an estimate for the distance the aeroplane travelled in the first 30 seconds.
Use 3 strips of equal width.

..... m

(Total for Question 22 is 3 marks)

DO NOT WRITE IN THIS AREA

DO NOT WRITE IN THIS AREA

DO NOT WRITE IN THIS AREA



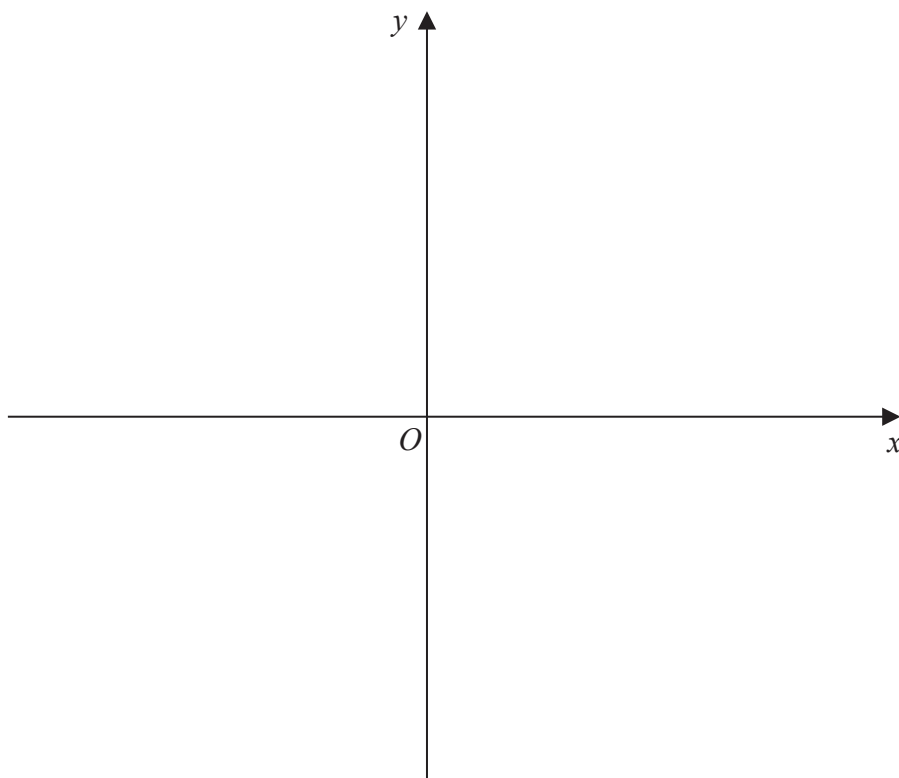
DO NOT WRITE IN THIS AREA

23 Sketch the graph of

$$y = x^2 - 6px - 7 \quad \text{where } p > 0$$

showing the coordinates of the turning point, in terms of p , and the coordinates of the intercept with the y -axis.

You must show all your working.



(Total for Question 23 is 5 marks)

TOTAL FOR PAPER IS 80 MARKS



P 7 5 1 6 2 A 0 2 1 2 4